

## LP-18-195-N Connector Protector

- Eliminates the Need for Separate Cable Connector
- Attaches Directly to LMR<sup>®</sup>-195 Cable
- Uses EZ-195-X (No Braid Trim) Connector Interface
- DC Pass Multi-Strike Broadband Bidirectional Design
- Fully Weatherized Housing
- Solid Brass Construction
- White Bronze Plated for Durability and Long Life



## Cable Connector and Lightning Protector in One!

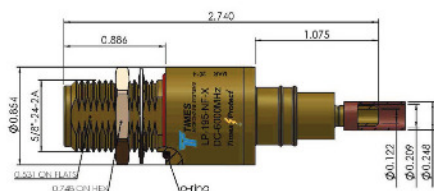
The Times Protect<sup>®</sup> LP-18-195-N series is an exceptional in-line broadband DC pass surge protection design incorporating lightning protection circuitry and the EZ-195-X series crimp style connector interface unit. This combination allowing the in-line surge protector to be attached directly to the LMR<sup>®</sup>-195 cable eliminates the cable connector needed when using conventional lightning protectors. The LP-18-195-N series protectors exhibit outstanding RF performance over the entire frequency spectrum from DC through 6000MHz and the elimination of the extra connector further reduces return loss, insertion loss and lowers cost. In addition, its fully weatherized housing meets the IP-67 standard for outdoor as well as indoor installation.

### LP-18-195-N Series:

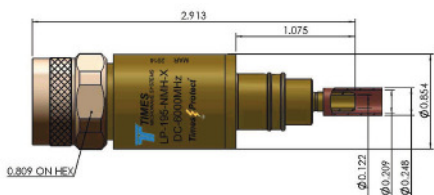
- LP-18-195-NF-X (150W)  
N Female connector on one side and EZ-195-X crimp style interface on the other side - bidirectional
- LP-18-195-NMH-X (150W)  
N Male connector on one side and EZ-195-X crimp style interface on the other side - bidirectional

The LP-18-195-N series protectors install easily onto LMR<sup>®</sup>-195 cable using the standard CST-195/200 (3192-102) prep tool and either the CT-240/200/195/100 (3190-667) crimp tool or the HX-4 crimp handle (3190-200) with the Y197 (0.213") hex dies (3190-610).





- LP-18-195-NF-X  
DC Pass N Type Female



- LP-18-195-NMH-X  
DC Pass N Type Male

\* All Dimensions shown in inches

### Installation Tools:

CST-195/200 (3192-102) Prep Tool  
CT-240/200/195/100 (3190-667) Crimp Tool or  
HX-4 Crimp Tool with Y197 (0.213") hex dies



CST-195/200



CT-240/200/195/100

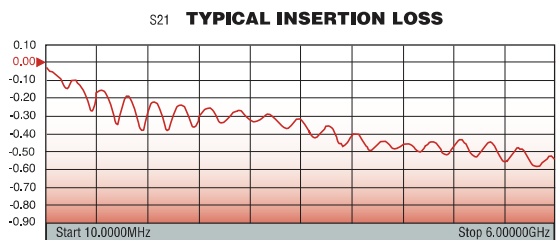
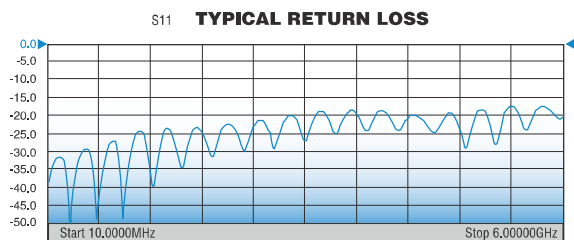


HX-4 and Y197

| Electrical Specifications |                                  |
|---------------------------|----------------------------------|
| Impedance                 | 50 Ω                             |
| Frequency Range           | DC-6000 MHz                      |
| VSWR/Return Loss          | < 1.3:1 / <18dB (DC-6000MHz)     |
| Insertion Loss            | <0.6dB (DC-6000MHz)              |
| Maximum Surge Current     | 10kA multiple (8x20μs wave-form) |
| Impulse Sparkover         | 700V (1kV/μs)                    |
| Turn on                   | 180Vdc                           |
| Average Power             | 150 Watts                        |
| Protection Circuit        | DC Pass                          |

| Mechanical / Environmental Specifications |                                 |
|---|---------------------------------|
| Temp Range Storage/Operating              | -40°C - +85°C                   |
| Weatherization                            | IEC 60068 40/085/21 & IP67      |
| Thermal Shock                             | US MIL-STD 202, Meth.107,Cond.B |
| Vibration                                 | US MIL-STD 202, Meth.204,Cond.B |
| Shock                                     | US MIL-STD 202, Meth.213,Cond.I |
| RoHS Compliant                            | Yes                             |
| Wear/Mating Cycles                        | 500 minimum                     |
| Recommended Coupling Nut Torque           | 7 to 10 in-lb.                  |
| Unit Weight                               | 3.4 oz / 95 grams               |

| Material Specifications |                 |              |
|-------------------------|-----------------|--------------|
| Component               | Material        | Plating      |
| Body                    | Brass           | White Bronze |
| Inner Conductor Male    | Brass           | Silver       |
| Inner Conductor Female  | Phosphor Bronze | Silver       |
| Washer                  | Brass           | White Bronze |
| Coupling Nut            | Brass           | White Bronze |
| Insulator               | PTFE            | --           |
| O-Ring                  | Silicone Rubber | --           |



Note: IL and RL data without LMR® cable



World Headquarters: 358 Hall Avenue, Wallingford, CT 06492 • Tel: 203-949-8400, 1-800-867-2629 • Fax: 203-949-8423  
International Sales: (800) 867-2629 • (203) 949-8423  
China Sales: No. 318 Yuan Shan Road, Shanghai 201108 China • Tel: 86-21-51761234 • Fax: 86-21-64424098  
www.timesmicrowave.com